

Vent Free Fireplace Systems



Save on Home Heating with a 99% Heat Efficient Vent-Free Fireplace

MCFS36, DFS32, DFS3224, DFS36 and DFS42 Vent Free Gas Fireplace Systems

The Monessen Vent Free Gas Fireplace Systems provide outstanding design flexibility with the most desired product features, for either a recessed or against the wall installation.

- Full size DFS fireplace system with 32", 36" and 42" hearth openings
- DFS system features realistic emberblaze ceramic fiber logs with glowing embers and dancing yellow flames
- MCFS 36" fireplace system with a 20" depth features realistic kentucky stack log set (shown above)
- Large selection of field installed options including decorative faces in several finishes
- Factory or field installed weathered firebrick
- Includes fixed screen, integrated burner assembly, concealed controls, black louvers, flex connector and junction box
- New air duct design allows blower operation with radiant face plates
- No venting required, all the heat stays in your home

- Control options:
 - DFS Variable Manual, Thermostat, Remote-Ready Millivolt and Variable Hi/Lo
 - MCFS Remote-Ready Millivolt
- CSA Design Certified

Heat with Personality.

MONESSEN
HEARTH SYSTEMS

NEW AIR DUCT DESIGN ALLOWS BLOWER OPERATION WITH RADIANT FACE PLATES

2-IN-1 FLEXIBLE FACE™

Converts from Circulating to Radiant in Seconds!

DFS and MCFS Systems

- Out-of-the-box ready for a circulating installation
- Radiant plates included for easy field conversion
- New air duct design allows blower operations with radiant face plates



Circulating DFS Fireplace System shown



DFS Fireplace System shown with radiant plates

The VENT•FREE ADVANTAGE

Vent-free gas appliances continue to be the sensible choice when looking for a supplemental heating source. Since no outside venting is required, all the heat stays in your home and the high heating efficiency provides comfortable warmth for only pennies an hour. And since vent-free appliances do not require electricity to operate, they are an excellent heat source during power outages. Vent free gas appliances are environmentally clean, safe, and operate within industry indoor air quality standards as well as being design certified by CSA.

DFS and MCFS Vent Free Gas Fireplace Systems

- New air duct design allows blower operation with radiant face plate
- The DFS vent-free gas fireplace system features full size height and width builder dimensions, yet is only 16 inches deep for those slim-profile installations.
- Monessen's unique 2-IN-1 FLEXIBLE-FACE SYSTEM field converts from a circulating to a radiant system in seconds, providing the ultimate in installation and design flexibility, and only three sizes are required for virtually any installation need.
- Features a fixed safety screen, concealed controls and a modular burner system.
- Smartline designer accessories allow flexibility in customizing your fireplace through a variety of factory or field installed options.
- There are no hot pull screens to open or close, no unsightly controls or unattractive punched louvers.




MCFS System Control Panel

FACING OPTIONS



DFS shown with Brushed Pewter Arched Front, Black Door Frame and Black Fire Screen Doors



DFS shown with Brushed Pewter Arched Front, Brushed Pewter Door Frame and Brushed Pewter Fire Screen Doors



DFS shown with Gold Filigree Panels, Black Door Frame and Gold Fire Screen Doors



MCFS shown with Gold Arched Front, Gold Door Frame and Gold Fire Screen Doors



MCFS shown with Black Arched Front, Pewter Door Frame and Black Fire Screen Doors

OPTIONAL ACCESSORIES

DFS Fireplace System

32" and 36" HARDWOOD WALL AND CORNER SURROUNDS AND HEARTH'S ADD MORE DESIGN FLEXIBILITY AND VALUE

Available in:

- Finished Honey Oak
- Finished Dark Cherry
- Unfinished Oak
- Unfinished birch



DFS3224 with optional Dark Cherry Surround and Hearth, brass louvers and brass trim

MCFS Fireplace System

36" HARDWOOD WALL SURROUNDS AND HEARTH'S ADD MORE DESIGN FLEXIBILITY AND VALUE

Available in:

- Finished Honey Oak
- Finished Dark Cherry



MCFS36 with optional Honey Oak Surround and Hearth, brass louvers, gold door frame, gold fire screen doors and brass trim



FACTORY INSTALLED OPTIONS

ALSO AVAILABLE AS FIELD INSTALLED ACCESSORIES



Weathered Firebrick




Brass Louvers



Variable Thermostat Controlled Forced Air Blower

FIELD INSTALLED ACCESSORIES



Curved Brass Trim



Curved Pewter Trim



Brass Louvers

OPTIONAL ACCESSORIES FOR REMOTE CONTROL MODELS



On/Off Hand Held Remote Control with Receiver.



Hand Held On/Off Remote Control. Standard or Hi/Lo Flame Adjustable Operation.




Hand Held Thermostat Remote Control with Receiver. Standard or Hi/Lo Flame Adjustable Operation.



Touch Light™ Table Top/Wall Mount TLM On/Off and TLT Thermostat Remote Control with Receiver.



7-Day Programmable On/Off Wireless Wall Thermostat, Battery or 110 Receiver.



Pewter Louvers



Curved Black Trim



Weathered Firebrick



Decorative Ceramic Fiber Embers

SPECIFICATIONS

Product Specifications

Model	Width		Height		Depth		Manual Control BTU (x1000)		Millivolt BTU (x1000)		Thermostat Control BTU (x1000)		Hi/Lo Control BTU (x1000)		Opening Height	Radiant or Circulating	Cert.
	Actual	Framing	Actual	Framing	Actual	Framing	NG	LP	NG	LP	NG	LP	NG	LP			
MCFS36	41"	41-1/4"	43"	43-1/2"	20-1/2"	21"	-	-	18-28	20-28	-	-	-	-	26"	Both	CSA
DFS32	37"	37-1/4"	37-1/2"	37-3/4"	16"	16"	18-28	18-28	25-32	30-32	18-28	21-28	18-28	21-28	20-1/2"	Both	CSA
DFS3224	37"	37-1/4"	37-1/2"	37-3/4"	16"	16"	18-28	18-28	25-32	30-32	18-28	21-28	20-32	22-32	20-1/2"	Both	CSA
DFS36	41"	41-1/4"	37-1/2"	37-3/4"	16"	16"	20-32	20-32	25-32	30-32	20-32	22-32	20-32	22-32	20-1/2"	Both	CSA
DFS42	47"	47-1/4"	37-1/2"	37-3/4"	16"	16"	20-32	20-32	20-36	20-36	20-32	22-32	20-32	22-32	20-1/2"	Both	CSA

Hardwood Surround Dimensions

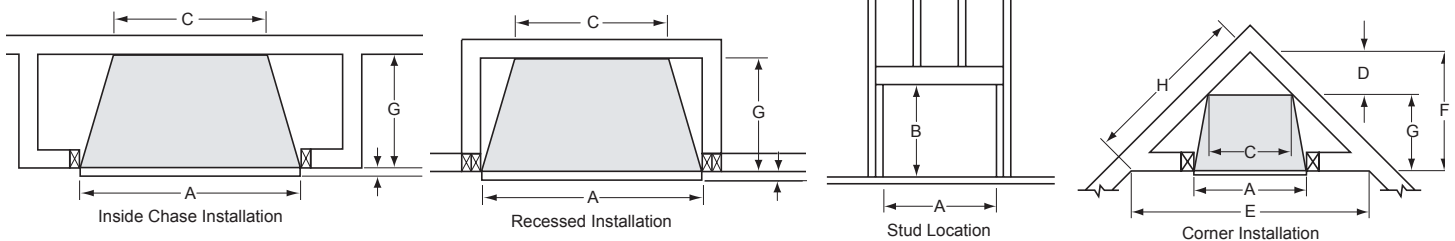
	32" Wall Surround	32" Wall Hearth	36" Wall Surround	36" Wall Hearth	*36" Wall Surround	*36" Wall Hearth
Width of mantel	50-1/2"	58"	54-3/8"	61-1/4"	58"	64-1/2"
Height w/o hearth	48"	5"	48-1/4"	5"	53"	5"
Depth	17-1/4"	21-3/8"	21-3/4"	25-1/2"	22"	25-1/2"
Opening width	38"	-	42"	-	42"	-
Opening height	35-7/8"	-	35-3/4"	-	40-3/4"	-
Width of mantel top	58"	-	62"	-	64-1/2"	-
Depth of mantel top	21-1/8"	-	25-1/2"	-	25-1/2"	-

Vent Free Fireplace System Framing Dimensions

	MCFS36	DFS32/24	DFS36	DFS42
A	41-1/4"	37-1/4"	41-1/4"	47-1/4"
B	43-1/2"	37-3/4"	37-3/4"	37-3/4"
C	30-1/2"	28-3/4"	32-1/2"	38-3/4"
D	15-1/4"	14-3/8"	16-5/8"	19-3/8"
E	71-1/2"	60-3/4"	65-1/4"	70-3/4"
F	35-3/4"	30-3/8"	32-5/8"	35-3/8"
G	21"	16"	16"	16"
H	50-1/2"	43"	46-1/4"	50"

*MCFS36

	32" Corner Surround	32" Corner Hearth	36" Corner Surround	36" Corner Hearth
Width of mantel	62-3/8"	62-3/8"	63-3/8"	63-3/8"
Height w/o hearth	48-1/4"	5"	48-1/4"	5"
Distance from corner to front center of mantel	35-1/2"	-	37-1/2"	-
Distance from corner to front edge along wall	44-1/8"	-	47"	-
Opening width	38"	-	-	-



REGULATORY APPROVAL

The DFS and MCFS series has been tested and approved by CSA as an unvented room heater to the latest ANS Z21.11 requirements. Approved for installation in an aftermarket manufactured (mobile) home, where not prohibited by state or local codes. This unit complies with requirements to be classified as a zero clearance unit.

MONESSEN HEARTH SYSTEMS

149 Cleveland Drive • Paris, Kentucky 40361
www.monessenhearth.com

To avoid personal injury or property damage, the product described by this brochure must be installed, operated and maintained in strict compliance with the instructions packaged with the product and all applicable building or fire codes. Contact local building or fire officials about restrictions and installation inspection requirements. All photographs and drawings on this brochure are for illustrative purposes only and are not intended for, nor should they be used as a substitute for the instructions packaged with the unit. Appearance and specifications of the product are subject to change without notice.

© 2004 Monessen Hearth Systems, Inc.



MADE IN U.S.A.
DFS/MCFS36-MHS3704

Warning:

- It is recommended that the screen be used during operation of this log set. Always ensure the screen has adequate spaces to allow for passage of combustion air to the gas log set.
- Correct installation of the ceramic fiber logs, proper location of the heater and periodic cleaning are necessary to avoid potential service problems with sooting.
- Keep small children and animals away from the open flame of the gas log set at all times.
- There may be a start-up odor associated with the heating of the logs. The odor should diminish in 2-3 hours of operation with the burner at its highest setting with the fan in the off position.

Sold by: